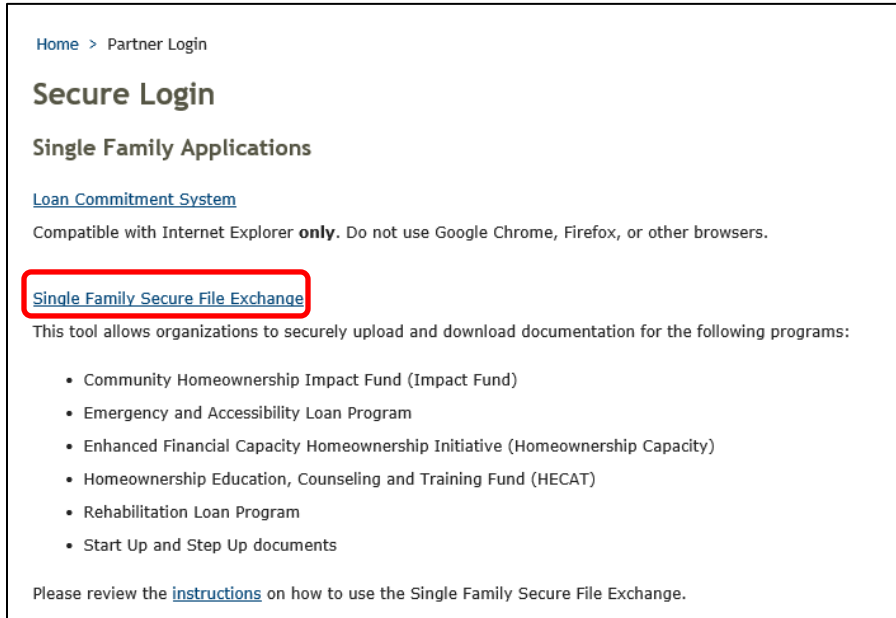


Step 1: Go to www.mnhousing.gov. Navigate to the [Community Initiatives Programs webpage](#).

Step 2: At the bottom of the page, click on the **Single Family Secure File Exchange**.



Home > Partner Login

Secure Login

Single Family Applications

[Loan Commitment System](#)

Compatible with Internet Explorer **only**. Do not use Google Chrome, Firefox, or other browsers.

Single Family Secure File Exchange

This tool allows organizations to securely upload and download documentation for the following programs:

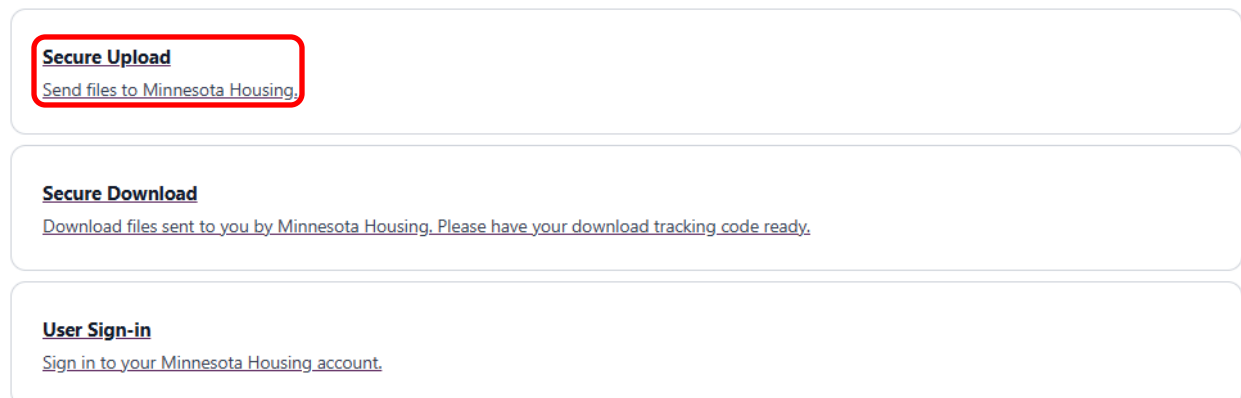
- Community Homeownership Impact Fund (Impact Fund)
- Emergency and Accessibility Loan Program
- Enhanced Financial Capacity Homeownership Initiative (Homeownership Capacity)
- Homeownership Education, Counseling and Training Fund (HECAT)
- Rehabilitation Loan Program
- Start Up and Step Up documents

Please review the [instructions](#) on how to use the Single Family Secure File Exchange.

Step 3: The **Secure File Exchange** site will appear. To send files to Minnesota Housing, click on **Secure Upload**.

Secure File Exchange

Welcome to the Minnesota Housing Secure File Exchange. You can use this service to send us files or to receive files from us. All transfers are confidential and SSL encrypted.



Secure Upload
Send files to Minnesota Housing.

Secure Download
Download files sent to you by Minnesota Housing. Please have your download tracking code ready.

User Sign-in
Sign in to your Minnesota Housing account.

Step 4: The next screen will request the recipient’s email address.

Secure Upload

Recipient email *

Continue

In this field, enter the appropriate email address from the options below:

Partner Solutions Team (for Start Up, Step Up and MCC):

mnhousing.solution@state.mn.us

Impact Fund, Community Stabilization, and MURL programs:

impact.fund.mhfa@state.mn.us

Homeownership Capacity:

homeownershipcapacity.mhfa@state.mn.us

Compliance Team:

MNHousing.SFCompliance@state.mn.us

If this is your first time uploading documents or you are using a new browser, you will also be prompted to enter your name and email address. This will require you to verify your email address with a confirmation code that will be sent to the email address provided.


Secure Upload

A verification code will be sent to the provided email address to confirm that you are the owner. Once verified, you can upload additional files in the future without verifying again.

Your Name *

Your Email *

Couldn't load the human-verification challenge. Disable ad-blockers or privacy extensions for this site, then reload.



Continue

Step 5: Enter information about your upload:

- Confirm delivery address and sender email
- Message: Include any instructions regarding your documentation to be submitted
- Files: Attach or drop files onto the page to upload
- Optional: Notify me when files have been downloaded. [Checkbox]

Secure Upload

Confirm where this is going, write a quick note, and add your files.

Deliver to	MHFA ImpactFund (Impact.fund.mhfa@state.mn.us)
From	[Redacted]

Subject *

Message *

Describe what you are sending and include any extra contact info.

0 / 500000 characters

Files [Add files](#) [Add folder](#)

No files yet — drop some here or use the links above.

Drag files anywhere on this page to upload.

Notify me when files are downloaded.

Send

Step 6:

When the files have been successfully uploaded, the following message will be displayed:

Upload Complete

Thank you. Your file(s) have been received. You may close this window or start another transfer.

Start New Transfer

Should you encounter issues when trying to upload, please send an email to the designated email address outside of the Single Family Secure File Exchange with questions.