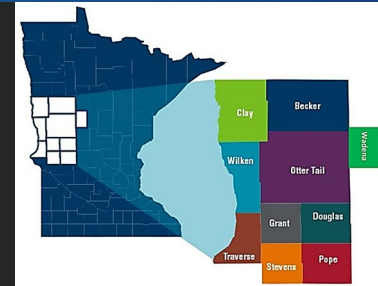


# Regional Housing Needs



# System Performance Dashboard

HDX Stella Performance Module 10/1/23 - 9/30/24



883

HOUSEHOLDS



1,529

PEOPLE

79

**Days Homeless**

Average cumulative days homeless

43%

**Exits**

Exits to permanent destinations

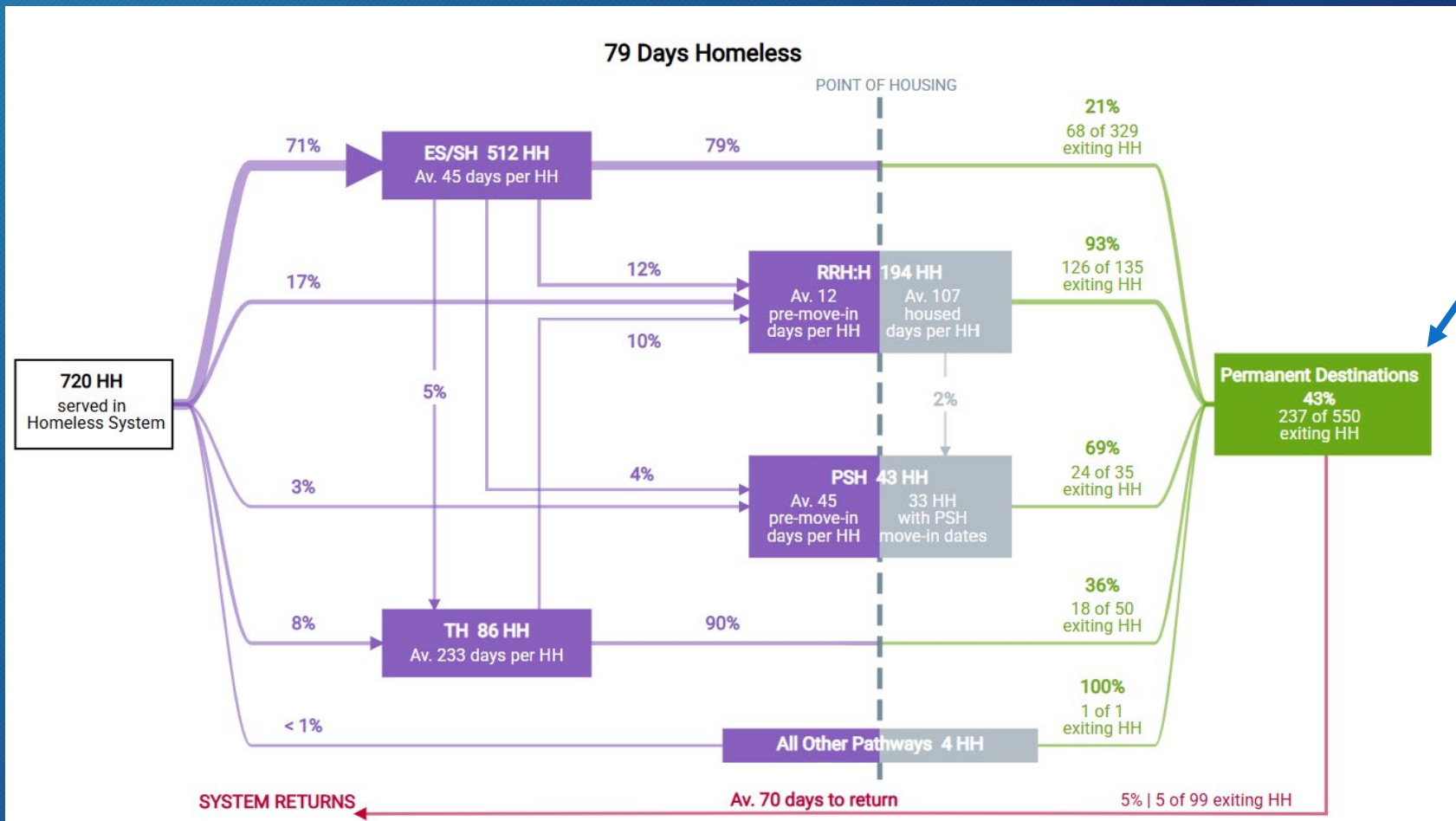
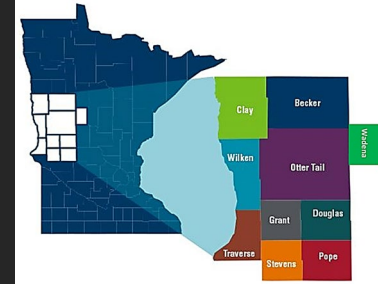
5%

**Returns**

Returns after exits to permanent destinations

# System Flow

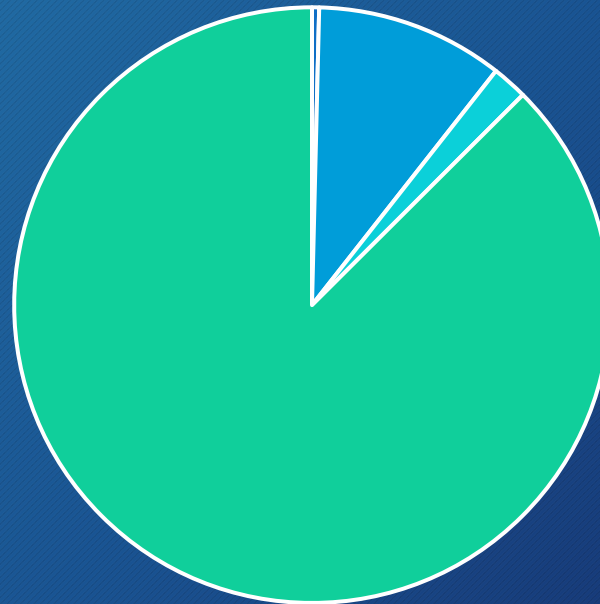
HDX Stella Performance Module 10/1/23 - 9/30/24



County	Unaccompanied Youth	Single Youth	Family Youth	Single Adult	Family Adult	Total
Becker	0	8	1	18	7	34
Clay	2	21	5	326	76	430
Douglas	0	11	1	55	0	67
Grant	0	0	0	1	0	1
Ottertail	0	6	2	15	5	28
Pope	0	1	0	2	3	6
Stevens	0	2	0	5	1	8
Traverse	0	0	0	2	0	2
Wadena	0	0	0	4	4	8
Wilkin	0	1	0	3	1	5
Missing	0	0	0	14	4	18
Other	0	3	1	9	2	15
Total	2	53	10	454	103	622



## Household Composition

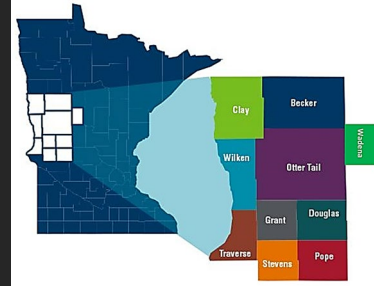


□ Unaccompanied Youth   □ Single Youth   □ Family Youth  
□ Single Adult   □ Family Adult

	Unaccomp anied Youth	Single Youth	Family Youth	Single Adult (25+)	Family Adult (25+)
Literally homeless	0	8	3	150	31
First time homeless	0	26	5	89	28
Fleeing DV	0	4	3	74	28
LTH	2	17	4	257	32
Chronic	0	2	0	145	13
Disability	2	20	3	307	41
Veteran	0	0	0	10	2

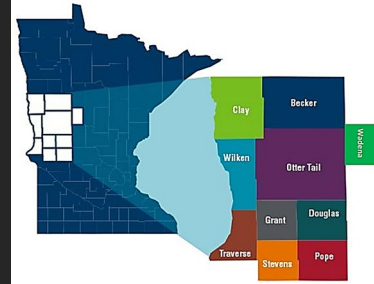
# Subpopulations

Source: Active Client List CY2024



Subpopulation	# of persons	% of persons on list
Chronically Homeless	295	17.14%
Disabling Condition	1070	62.17%
Veterans	65	3.77%

# Permanent Supportive Housing Properties

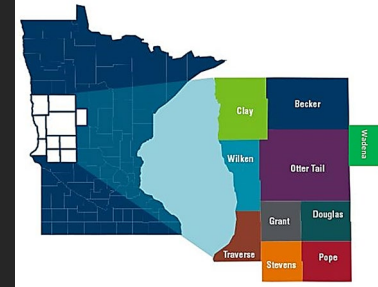


Project	Location
Bright Sky Apartments	Moorhead
Silver Linings	Moorhead
Gateway Gardens	Moorhead
Bright Sky Apartments	Moorhead
Fieldcrest Townhomes	Moorhead
Parkview Terrace	Moorhead
Garitz Grove	Fergus Falls
Park Manor	Detroit Lakes
West River Townhomes	Detroit Lakes
Apex Townhomes	Detroit Lakes




# Retention of Permanent Housing

October 1, 2023-September 30, 2024



% of persons retaining PH



2019

2020

2021

2022

2023

2024