

[2022 RFP/2023 HTC: Page 1](#)

[2021 RFP/2022 HTC: Page 8](#)

2022 RFP/2023 HTC – Data Updated April 2022

Communities with a need for workforce housing are identified using data on: (1) total jobs (2) 5-year job growth, or (3) long distance commuting. Data on jobs and growth are from the Minnesota Department of Employment and Economic Development’s Quarterly Census of Employment and Wages.¹ Data on commuting are from the U.S. Census Bureau’s Longitudinal Employer-Household Dynamics program.² Workforce housing areas are defined separately for the Metropolitan Area as defined in the QAP and Greater Minnesota. The priority has two point levels, 6 and 3 points. The following sections describe the eligible communities and buffers around these communities for the two regions. Applicants will find interactive maps to identify whether a property falls within these areas at Minnesota Housing’s website at www.mnhousing.gov/profiles. Refer to the [2022-2023 QAP Data Methodology table](#) for more information on how data updates may impact point eligibility under this category.

- **6 Points**

- **Top Job Centers.** A community is eligible if it is one of the top 10 job centers in Greater Minnesota or the top 5 job centers in the Metropolitan Area as defined in the QAP *Communities are buffered by 10 miles in Greater Minnesota and 5 miles in the Metropolitan Area as defined in the QAP to account for a modest commuted.*

(OR)

- **Net Five Year Job Growth.** Communities are eligible in Greater Minnesota if they have at least 2,000 jobs in the current year and had a net job growth of at least 100 jobs in the last five years. In the Metropolitan Area, as defined in the QAP, the minimum net job growth is 500. *Communities are buffered by 10 miles in Greater Minnesota and 5 miles in the Metropolitan Area as defined by the QAP to account for a modest commuted.*

(OR)

- **Individual Employer Growth.** A community is eligible if an individual employer has added at least 100 net jobs (for permanent employees of the company) in that community during the last five years and can provide sufficient documentation signed by an authorized representative of the company to prove the growth.

(OR)

- **3 Points**

¹The 5 year job growth communities presented in this methodology are for 2014-2019. Minnesota Housing will also add eligible 2015-2020 growth communities prior to application release. Data source: <https://mn.gov/deed/data/data-tools/qcew/>

² Data from LEHD are current to 2018. Minnesota Housing will also add eligible communities with more current data if available by application release. Data source: <https://lehd.ces.census.gov/data/>.

- **Long Commute Communities.** A community is eligible if it has at least 2,000 jobs in the current year and is not a top job center, job growth community, or an individual employer growth community, yet is identified as a long commute community. These are communities where 15% or more of the communities' workforce travels 30+ miles into the community for work. *Communities are buffered by 10 miles in Greater Minnesota and 5 miles in the Metropolitan Area, as defined by the QAP, to account for a modest commuteshed.*

The maps and tables below and on following pages list and display eligible areas for the Metropolitan Area, as defined by the QAP, (pages 2-4) and Greater Minnesota (pages 5-7). If additional communities become eligible prior to release of the Consolidated RFP, Minnesota Housing will add them to the lists; no communities will be subtracted from the lists with the update.

Twin Cities 7-County Metropolitan Area as defined by the QAP Job Centers and Job Growth Communities 2014-2019 or 2015-2020 (6 Points)

Twin Cities 7-County Metropolitan Area Top 5 Job Centers (2019 or 2020)
Minneapolis, Hennepin
Saint Paul, Ramsey
Bloomington, Hennepin
Eden Prairie, Hennepin
Plymouth, Hennepin
Eagan, Dakota

Twin Cities 7-County Metropolitan Area Communities With Net Growth of 500 Jobs or More (2014-2019 or 2015-2020)	
Andover, Anoka	Medina, Hennepin
Apple Valley, Dakota	Mendota Heights, Dakota
Bayport, Washington	Minneapolis, Hennepin
Blaine, Anoka	Minnetonka, Hennepin
Bloomington, Hennepin	Mounds View, Ramsey
Brooklyn Center, Hennepin	New Brighton, Ramsey
Brooklyn Park, Hennepin	New Hope, Hennepin
Burnsville, Dakota	New Market Twp, Scott
Chanhausen, Carver	Oakdale, Washington
Chaska, Carver	Plymouth, Hennepin
Coon Rapids, Anoka	Ramsey, Anoka
Cottage Grove, Washington	Richfield, Hennepin
Eagan, Dakota	Rogers, Hennepin
Eden Prairie, Hennepin	Roseville, Ramsey
Farmington, Dakota	Saint Paul, Ramsey
Forest Lake, Washington	Savage, Scott
Fridley, Anoka	Shakopee, Scott
Ham Lake, Anoka	Shorewood, Hennepin
Hopkins, Hennepin	Vadnais Heights, Ramsey
Lakeville, Dakota	Waconia, Carver
Lino Lakes, Anoka	White Bear Lake, Ramsey
Mahtomedi, Washington	Woodbury, Washington
Maple Grove, Hennepin	

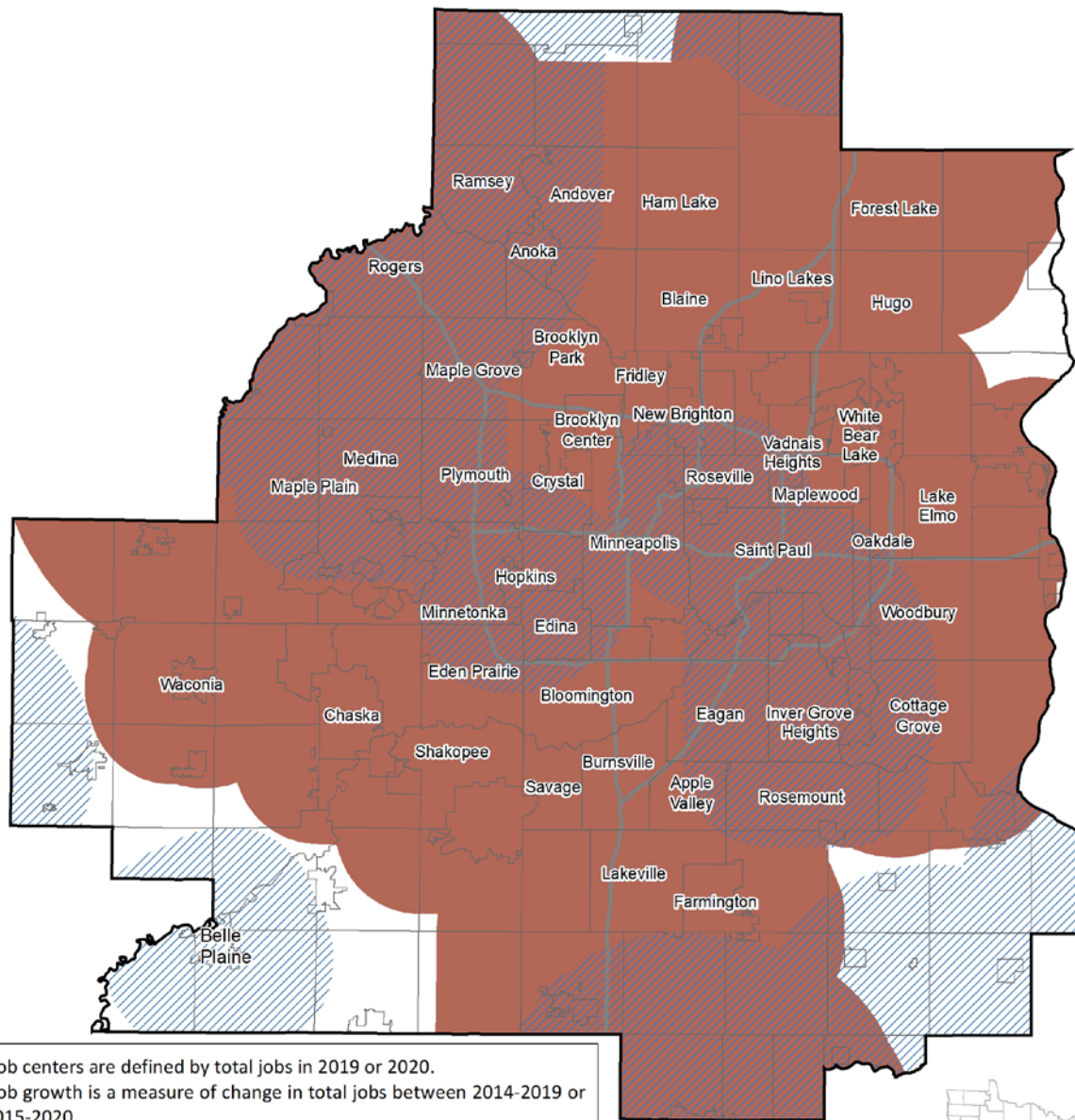
Source: Minnesota Housing analysis of Minnesota Dept. of Employment and Economic Development Quarterly Census of Employment and Wages (2014-2019 and 2015-2020).

Twin Cities 7-County Metropolitan Area Long Commute Communities (3 Points)

Belle Plaine	Medina
Falcon Heights	South St. Paul
Hopkins	Rogers
Inver Grove Heights	Hassan Twp

Source: Minnesota Housing analysis of U.S. Census Longitudinal Employer Household Dynamics Data, 2018 and 2019.

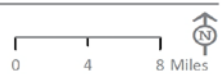
Metro Workforce Housing Communities for 2023 QAP



-Job centers are defined by total jobs in 2019 or 2020.
 -Job growth is a measure of change in total jobs between 2014-2019 or 2015-2020.
 -To be eligible as a job growth community, a community must have 2,000 or more jobs in 2019 or 2020.
 -Long Commute Communities have 2,000 or more jobs and 15% or more of the workforce travelling 30+ miles into the community for work.



- Long Commute Community (3 Points)
- Top 5 Job Center or Growth >=500 Jobs (6 Points)



Source: Minnesota Housing analysis of MN Department of Employment and Economic Development's Quarterly Census of Employment and Wages. Date: 3/8/2021; Update 3/23/2022.



Greater Minnesota Job Centers and Job Growth Communities 2014-2019 or 2015-2020 (6 Points)

Greater Minnesota Top 10 Job Centers (2019 or 2020)	Greater MN Communities With Net Growth of 100 jobs or more (2014-2019 or 2015-2020)	
Rochester, Olmsted	Albertville, Wright	Northfield, Rice
Duluth, Saint Louis	Alexandria, Douglas	Otsego, Wright
Saint Cloud, largely Stearns	Bemidji, Beltrami	Owatonna, Steele
Mankato, largely Blue Earth	Big Lake, Sherburne	Park Rapids, Hubbard
Winona, Winona	Brainerd, Crow Wing	Pine City, Pine
Owatonna, Steele	Buffalo, Wright	Princeton, Mille Lacs
Willmar, Kandiyohi	Cold Spring, Stearns	Rochester, Olmsted
Alexandria, Douglas	Delano, Wright	Saint Cloud, Stearns
Moorhead, Clay	Detroit Lakes, Becker	Saint Joseph, Stearns
Bemidji, Beltrami	Dodge Center, Dodge	Saint Michael, Wright
	Faribault, Rice	Saint Peter, Nicollet
	Glenwood, Pope	Sartell, Stearns
	Hermantown, Saint Louis	Sauk Centre, Stearns
	Litchfield, Meeker	Sauk Rapids, Benton
	Little Falls, Morrison	Thief River Falls, Pennington
	Mankato, Blue Earth	Wadena, Wadena
	Monticello, Wright	Waite Park, Stearns
	Moorhead, Clay	Willmar, Kandiyohi
	Mountain Iron, Saint Louis	Windom, Cottonwood
	New Ulm, Brown	Worthington, Nobles
	North Branch, Chisago	Wyoming, Chisago
	North Mankato, Nicollet	

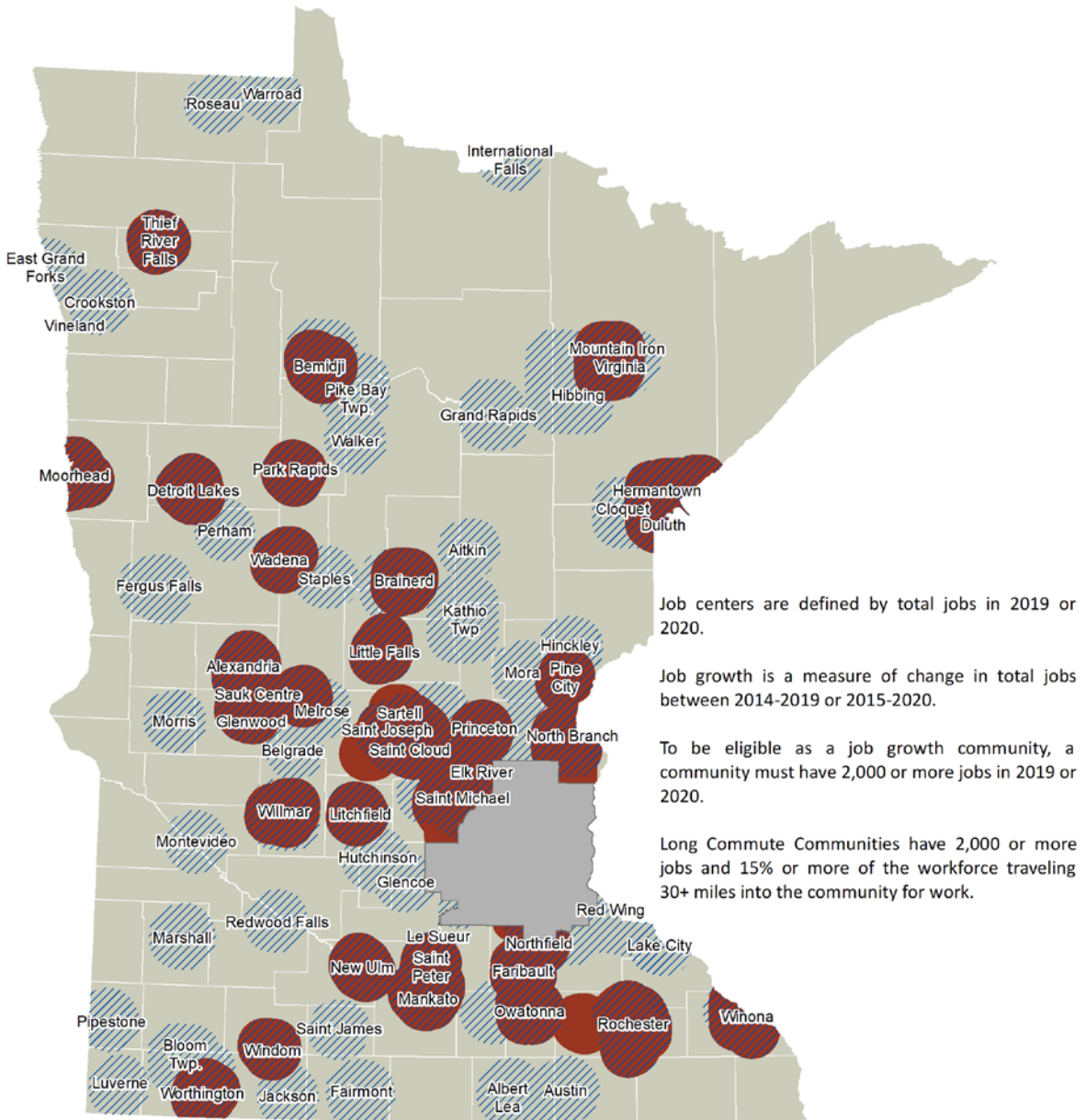
Source: Minnesota Housing analysis of Minnesota Dept. of Employment and Economic Development Quarterly Census of Employment and Wages (2014-2019 and 2015-2020).

Greater Minnesota Long Commute Communities (3 Points)

Greater Minnesota Long Commute Communities			
Aitkin	Foley	Moorhead	Sauk Rapids
Albert Lea	Glencoe	Mora	St. Cloud
Alexandria	Glenwood	Morris	St. James
Austin	Goodview	Mountain Iron	St. Joseph
Baxter	Grand Rapids	New Ulm	St. Michael
Becker	Hermantown	North Branch	St. Peter
Belgrade	Hibbing	North Mankato	Staples
Bemidji	Hinckley	Northern Twp	Thief River Falls
Bloom Twp	Hutchinson	Northfield	Virginia
Brainerd	International Falls	Otsego	Wadena
Cambridge	Jackson	Owatonna	Waite Park
Cannon Falls	Kathio Township	Park Rapids	Waseca
Cloquet	Lake City	Perham	Walker
Crookston	Litchfield	Pike Bay Twp	Warroad
Detroit Lakes	Little Falls	Pine City	Willmar
Duluth	Luverne	Pipestone	Willmar Twp
East Grand Forks	Mankato	Princeton	Windom
Elk River	Maple Lake	Red Wing	Winona
Elk Township	Marshall	Redwood Falls	Worthington
Fairmont	Melrose	Rochester	
Faribault	Montevideo	Roseau	
Fergus Falls	Monticello	Sauk Centre	

Source: Minnesota Housing analysis of U.S. Census Longitudinal Employer Household Dynamics Data, 2018 and 2019.

Greater Minnesota Workforce Housing Communities for 2023 QAP



- Long Commute Community (3 Points)
- Top 10 Job Center or Growth ≥ 100 Jobs (6 Points)



Source: Minnesota Housing analysis of MN Department of Employment and Economic Development's Quarterly Census of Employment and Wages. Date: 3/8/2021; Update 3/23/2022.



2021 RFP/2022 HTC – Data updated March 2021

Communities with a need for workforce housing are identified using data on: (1) total jobs (2) 5-year job growth, or (3) long distance commuting. Data on jobs and growth are from the Minnesota Department of Employment and Economic Development’s Quarterly Census of Employment and Wages.³ Data on commuting are from the U.S. Census Bureau’s Longitudinal Employer-Household Dynamics program.⁴ Workforce housing areas are defined separately for the Metropolitan Area as defined in the QAP and Greater Minnesota. The priority has two point levels, 6 and 3 points. The following sections describe the eligible communities and buffers around these communities for the two regions. Applicants will find interactive maps to identify whether a property falls within these areas at Minnesota Housing’s website at www.mnhousing.gov/profiles. Refer to the [2022-2023 QAP Data Methodology table](#) for more information on how data updates may impact point eligibility under this category.

- **6 Points**

- **Top Job Centers.** A community is eligible if it is one of the top 10 job centers in Greater Minnesota or the top 5 job centers in the Metropolitan Area as defined in the QAP *Communities are buffered by 10 miles in Greater Minnesota and 5 miles in the Metropolitan Area as defined in the QAP to account for a modest commuted.*

(OR)

- **Net Five Year Job Growth.** Communities are eligible in Greater Minnesota if they have at least 2,000 jobs in the current year and had a net job growth of at least 100 jobs in the last five years. In the Metropolitan Area, as defined in the QAP, the minimum net job growth is 500. *Communities are buffered by 10 miles in Greater Minnesota and 5 miles in the Metropolitan Area as defined by the QAP to account for a modest commuted.*

(OR)

- **Individual Employer Growth.** A community is eligible if an individual employer has added at least 100 net jobs (for permanent employees of the company) in that community during the last five years and can provide sufficient documentation signed by an authorized representative of the company to prove the growth.

(OR)

- **3 Points**

- **Long Commute Communities.** A community is eligible if it has at least 2,000 jobs in the current year and is not a top job center, job growth community, or an individual employer growth community, yet is identified as a long commute community. These are communities where 15% or more of the communities’ workforce travels 30+ miles into the community for work. *Communities are buffered by 10 miles in Greater Minnesota and 5 miles in the Metropolitan Area, as defined by the QAP, to account for a modest commuted.*

³The 5 year job growth communities presented in this methodology are for 2013-2018. Minnesota Housing will also add eligible 2014-2019 growth communities prior to application release. Data source: <https://mn.gov/deed/data/data-tools/qcew/>

⁴ Data from LEHD are current to 2017. Minnesota Housing will also add eligible communities with more current data available by application release. LEHD 2018 data has been added. Data source: <https://lehd.ces.census.gov/data/>.

The maps and tables below and on following pages list and display eligible areas for the Metropolitan Area, as defined by the QAP, (pages 2-4) and Greater Minnesota (pages 5-7). If additional communities become eligible prior to release of the Consolidated RFP, Minnesota Housing will add them to the lists; no communities will be subtracted from the lists with the update.

Twin Cities 7-County Metropolitan Area as defined by the QAP Job Centers and Job Growth Communities 2013-2018 or 2014-2019 (6 Points)

Twin Cities 7-County Metropolitan Area Top 5 Job Centers (2018 or 2019)
Minneapolis, Hennepin
Saint Paul, Ramsey
Bloomington, Hennepin
Eden Prairie, Hennepin
Eagan, Dakota

Twin Cities 7-County Metropolitan Area Communities With Net Growth of 500 Jobs or More (2013-2018 or 2014-2019)	
Andover, Anoka	Lino Lakes, Anoka
Anoka, Anoka*	Mahtomedi, Washington
Apple Valley, Dakota	Maple Grove, Hennepin
Bayport, Washington	Maple Plain, Hennepin*
Blaine, Anoka	Mendota Heights, Dakota
Bloomington, Hennepin	Minneapolis, Hennepin
Brooklyn Center, Hennepin	Minnetonka, Hennepin
Brooklyn Park, Hennepin	Mounds View, Ramsey
Burnsville, Dakota	New Brighton, Ramsey
Chanhassen, Carver	New Hope, Hennepin
Chaska, Carver	Oakdale, Washington
Coon Rapids, Anoka	Plymouth, Hennepin
Cottage Grove, Washington	Ramsey, Anoka
Eagan, Dakota	Richfield, Hennepin
Eden Prairie, Hennepin	Rogers, Hennepin
Falcon Heights, Ramsey*	Roseville, Ramsey
Farmington, Dakota	Saint Paul, Ramsey
Forest Lake, Washington	Savage, Scott
Fridley, Anoka	Shakopee, Scott
Ham Lake, Anoka	Vadnais Heights, Ramsey
Hopkins, Hennepin	Waconia, Carver
Inver Grove Heights, Dakota*	White Bear Lake, Ramsey
Lakeville, Dakota	Woodbury, Washington

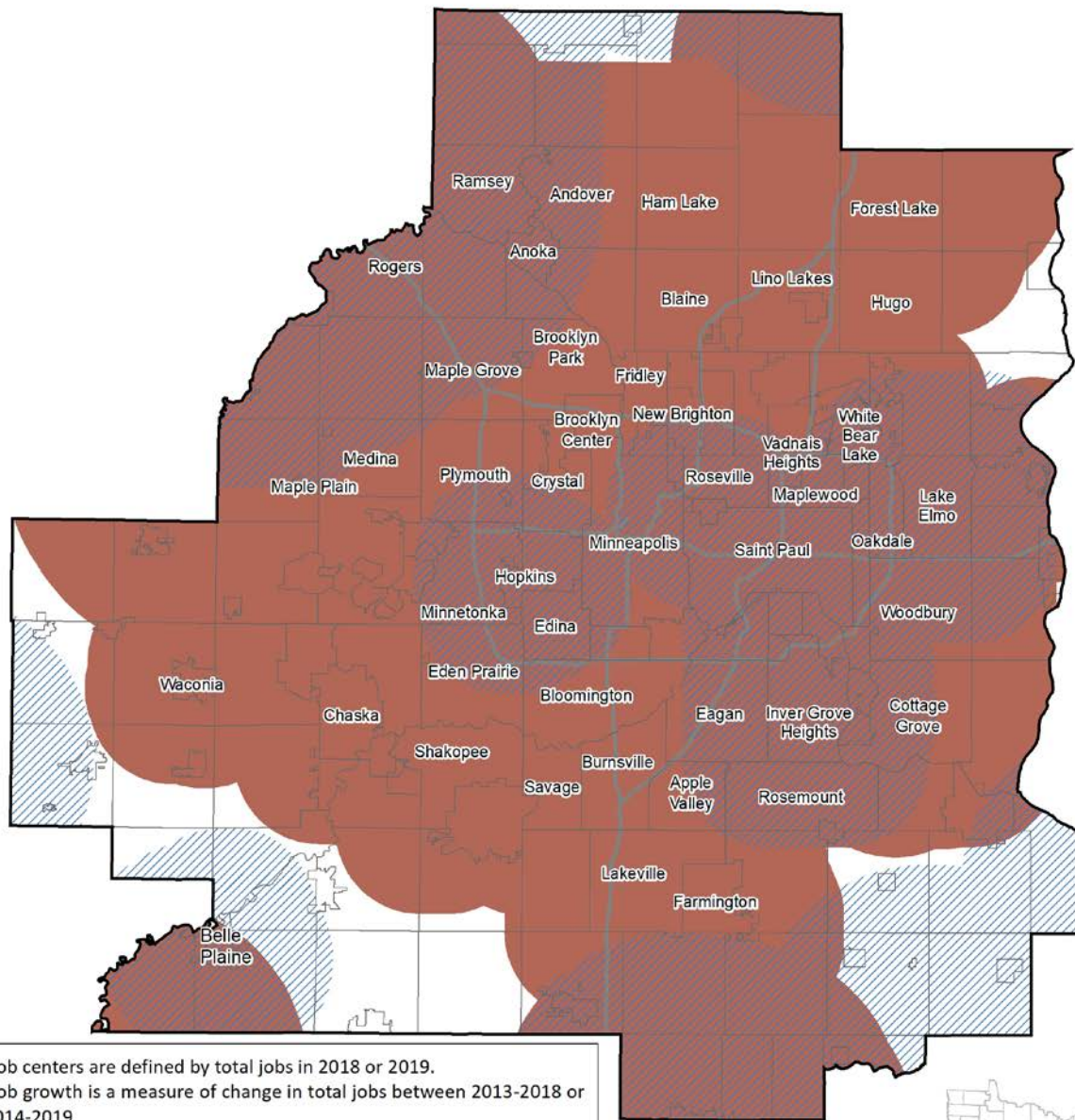
Source: Minnesota Housing analysis of Minnesota Dept. of Employment and Economic Development Quarterly Census of Employment and Wages (2013-2018, 2014-2019). *Community did not meet the job growth criteria from 2014 - 2019, which may result in this community not being eligible for these points in the 2022 RFP/2023 HTC funding rounds.

Twin Cities 7-County Metropolitan Area Long Commute Communities (3 Points)

Twin Cities Metro Long Commute Communities		
Belle Plaine	Inver Grove Heights	South St. Paul*
Falcon Heights	Lake Elmo*	
Hopkins	Rogers	



Source: Minnesota Housing analysis of U.S. Census Longitudinal Employer Household Dynamics Data, 2017, 2018. *Community did not meet the long commute community criteria in 2018, which may result in this community not being eligible for these points in the 2022 RFP/2023 HTC funding rounds.

Metro Workforce Housing Communities for 2022 QAP



-Job centers are defined by total jobs in 2018 or 2019.
 -Job growth is a measure of change in total jobs between 2013-2018 or 2014-2019.
 -To be eligible as a job growth community, a community must have 2,000 or more jobs in 2018 or 2019.
 -Long Commute Communities have 2,000 or more jobs and 15% or more of the workforce travelling 30+ miles into the community for work.



-  Long Commute Community (3 Points)
-  Top 5 Job Center or Growth >=500 Jobs (6 Points)



Source: Minnesota Housing analysis of MN Department of Employment and Economic Developments Quarterly Census of Employment and Wages. Update Date: 3/8/2021

Greater Minnesota Job Centers and Job Growth Communities 2013-2018 or 2014-2019 (6 Points)

Greater Minnesota Top 10 Job Centers (2018 or 2019)
Rochester, Olmsted
Duluth, Saint Louis
Saint Cloud, largely Stearns
Mankato, largely Blue Earth
Winona, Winona
Owatonna, Steele
Willmar, Kandiyohi
Alexandria, Douglas
Moorhead, Clay
Bemidji, Beltrami

Greater MN Communities With Net Growth of 100 jobs or more (2013-2018 or 2014-2019)	
Albertville, Wright	New Ulm, Brown
Alexandria, Douglas	North Branch, Chisago
Austin, Mower*	North Mankato, Nicollet
Baxter, Crow Wing*	Northfield, Rice
Bemidji, Beltrami	Otsego, Wright
Big Lake, Sherburne	Owatonna, Steele
Brainerd, Crow Wing	Park Rapids, Hubbard
Buffalo, Wright	Pine City, Pine
Cold Spring, Stearns	Pipestone, Pipestone*
Delano, Wright	Princeton, Mille Lacs
Detroit Lakes, Becker	Redwood Falls, Redwood*
Dodge Center, Dodge	Rochester, Olmsted
Duluth, Saint Louis	Saint Cloud, Stearns
Faribault, Rice	Saint Joseph, Stearns
Glenwood, Pope	Saint Michael, Wright
Grand Rapids, Itasca*	Saint Peter, Nicollet
Hermantown, Saint Louis	Sartell, Stearns
Kathio Twp., Mille Lacs*	Sauk Centre, Stearns
Lake City, Goodhue*	Sauk Rapids, Benton
Le Sueur, Le Sueur*	Thief River Falls, Pennington
Litchfield, Meeker	Wadena, Wadena
Little Falls, Morrison	Waite Park, Stearns
Mankato, Blue Earth	Willmar, Kandiyohi
Monticello, Wright	Windom, Cottonwood
Moorhead, Clay	Worthington, Nobles
Mountain Iron, Saint Louis	Wyoming, Chisago

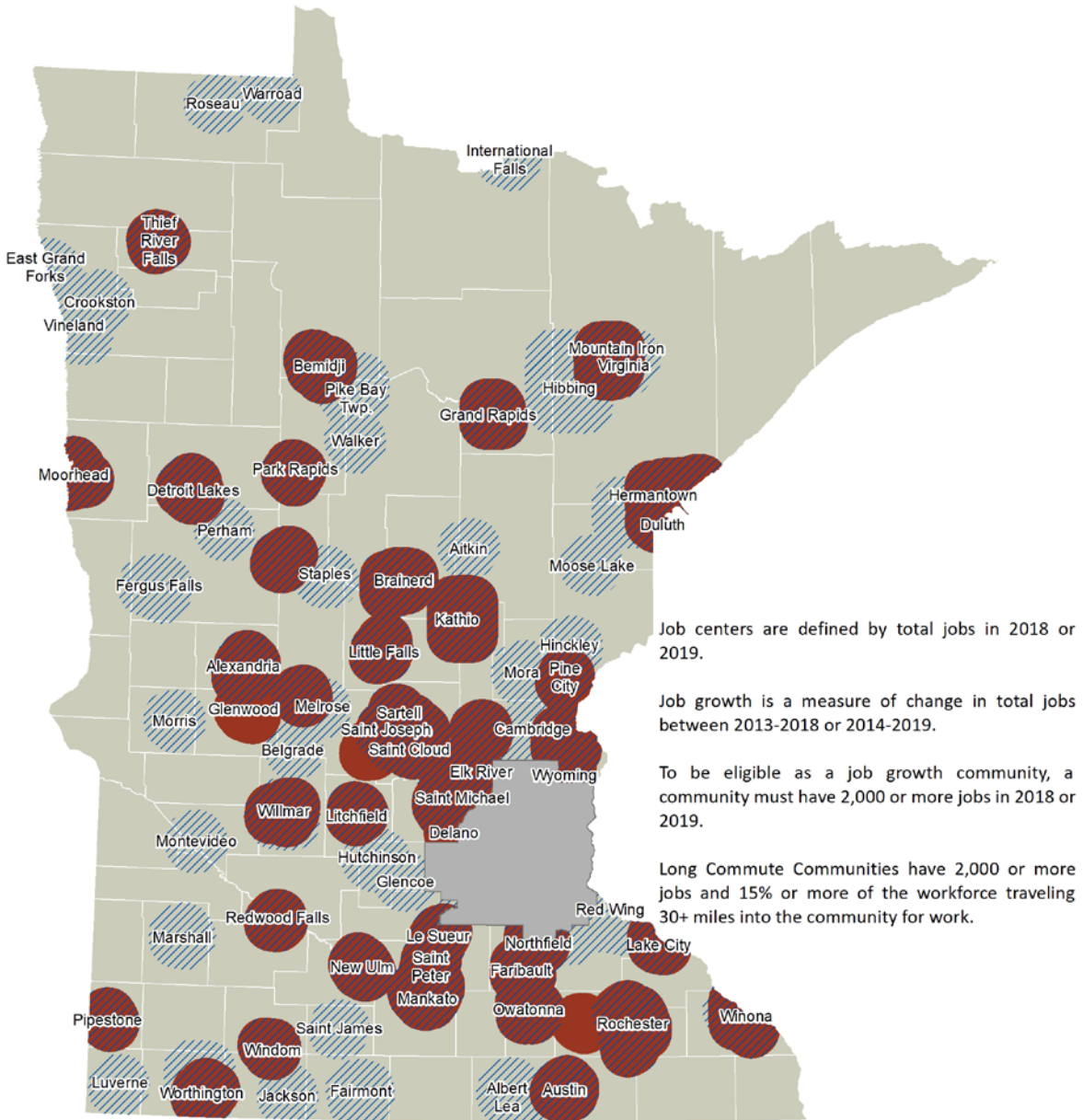
Source: Minnesota Housing analysis of Minnesota Dept. of Employment and Economic Development Quarterly Census of Employment and Wages (2013-2018, 2014-2019). *Community did not meet the job growth criteria from 2014 - 2019, which may result in this community not being eligible for these points in the 2022 RFP/2023 HTC funding rounds.

Greater Minnesota Long Commute Communities (3 Points)

Greater Minnesota Metro Long Commute Communities			
Aitkin*	Fergus Falls	Moose Lake*	Sauk Rapids
Albert Lea	Glencoe	Mora	St. Cloud
Albertville*	Goodview	Morris	St. James
Alexandria	Grand Rapids	Mountain Iron	St. Joseph
Austin	Hermantown	New Ulm	St. Michael
Baxter	Hibbing	North Branch	St. Peter
Becker	Hinckley	North Mankato	Staples
Belgrade	Hutchinson	Northfield	Thief River Falls
Bemidji	International Falls	Otsego	Vineland*
Brainerd	Jackson	Owatonna	Virginia
Buffalo*	Kathio Township	Park Rapids	Wadena
Cambridge	Lake City	Perham	Waite Park
Cannon Falls	Le Sueur*	Pike Bay Township	Walker
Cloquet	Litchfield	Pine City	Warroad
Crookston	Little Falls	Pipestone	Willmar
			Willmar Township
Detroit Lakes	Luverne	Princeton	Windom
Duluth	Mankato	Red Wing	Windom
East Grand Forks	Marshall	Redwood Falls	Winona
Elk River	Melrose	Rochester	Worthington
Elk Township	Montevideo	Roseau	
Fairmont	Monticello	Sartell*	
Faribault	Moorhead	Sauk Centre	

Source: Minnesota Housing analysis of U.S. Census Longitudinal Employer Household Dynamics Data, 2017, 2018. *Community did not meet the long commute community criteria in 2018, which may result in this community not being eligible for these points in the 2022 RFP/2023 HTC funding rounds.

Greater Minnesota Workforce Housing Communities for 2022 QAP





Job centers are defined by total jobs in 2018 or 2019.

Job growth is a measure of change in total jobs between 2013-2018 or 2014-2019.

To be eligible as a job growth community, a community must have 2,000 or more jobs in 2018 or 2019.

Long Commute Communities have 2,000 or more jobs and 15% or more of the workforce traveling 30+ miles into the community for work.

-  Long Commute Community (3 Points)
-  Top 10 Job Center or Growth ≥ 100 Jobs (6 Points)



Source: Minnesota Housing analysis of MN Department of Employment and Economic Developments Quarterly Census of Employment and Wages. Update Date: 3/8/2021